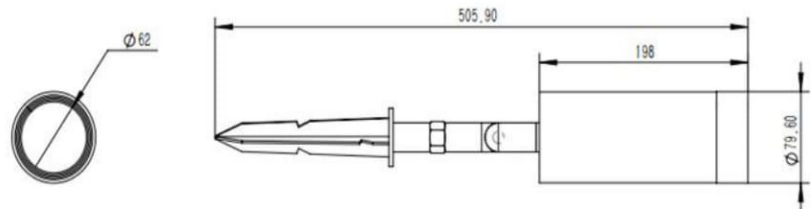


# DG6052 GARDEN LIGHT

|           |  |             |            |
|-----------|--|-------------|------------|
| Catalog # |  | Prepared by | LiteHarbor |
| Project   |  | Date        |            |
| Notes     |  |             |            |



## Dimensions



## Description

Thermal protection integral to driver  
Heavy duty, low profile aesthetic louver trim included  
Integral brackets for installation hardware

## LED LIGHT ENGINE

18W LED  
3000 to 6000K  
50,000 hours L70

## Fluorescent

29w max  
30000 hours

## FACE PLATE

The faceplate is available in louver, angled louver, or etched glass, each faceplate is constructed from heavy duty casted aluminum  
aceplates are available in a black powder coat finish

## Order Matrix

A      B      C      D

|                 |  |
|-----------------|--|
| Item No. DG6052 |  |
|-----------------|--|

| A      | Series       |
|--------|--------------|
| DG6052 | Garden Light |

| B  | Finish |
|----|--------|
| BK | Black  |
| WH | White  |
| SV | Silver |

| C      | Wattage |
|--------|---------|
| DG6052 | LED 18W |
| DG6052 | LED 20W |

| D   | Color Temperature |
|-----|-------------------|
| 35K | 3500K             |
| 40K | 4000K             |
| 60K | 6000K             |

GARDEN LIGHT



1055 CLARK BLVD, BRAMPTON, ON, L6T 3W4 Canada  
9057998009

## FEATURES

Premium aluminum housing, good thermal performance, Little attenuation, longer life  
High brightness to flicker, High efficiency optical lens, Light damage  
Structure, electric security are complied to EN60598 GB7000 standard requirements.  
Gasket for water tight seal in wet locations provides IP65 rating.  
Long life power driver 5,0000 hours service life with short circuit protection,  
open circuit protection, thermal protection etc. with the LED lamp life.

## HOUSING

The housing is constructed of die-cast aluminum  
with less than .3% copper to prevent corrosion.  
The housing comes standard with two 1/2" horizontal  
knockouts to accept the power feed.  
Housing comes standard with captive painted stainless steel  
fasteners and a molded silicone gasket.

## MOUNTING

Recessed wall mounted step light has bracket plates  
on the front of the housing allowing the bracket and housing to be secured to joists.  
Optional bracket and bar hangers can be ordered for installation.  
Specify -BR. Fixture is rated for indoor and outdoor applications,  
insulation must be kept 3" away from all sides of the fixture.

## LISTING / WARRANTY

ETL Listed to US and Canadian standards for wet locations  
5 Year LED Limited Warranty

## APPLICATION

Suitable for Park, Square, Residential quarters  
Scenic spot and Green Belt etc.



Other Special Requirements please Confirm with Factory

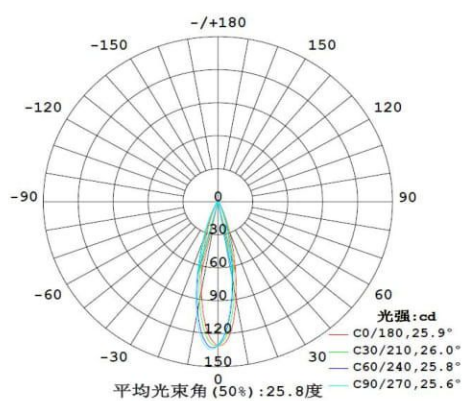
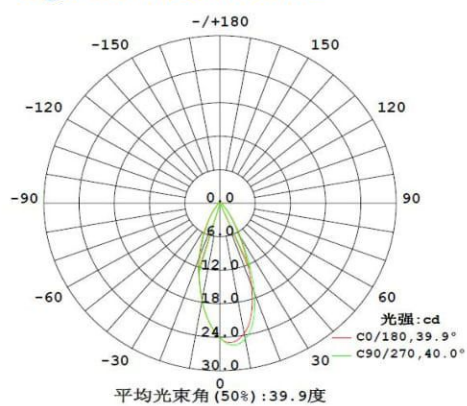


1055 CLARK BLVD, BRAMPTON, ON, L6T 3W4 Canada  
9057998009

## Details



## Light distribution curve



## Famous Brand Light Source



OSRAM



CREE



Lumileds



Sanan optoelectronics



1055 CLARK BLVD, BRAMPTON, ON, L6T 3W4 Canada  
9057998009